

BNY Mellon Large Cap Securities Fund, Inc.

ANNUAL
SHAREHOLDER
REPORT
DECEMBER 31, 2025

Ticker – DREVX

This annual shareholder report contains important information about BNY Mellon Large Cap Securities Fund, Inc. (the “Fund”) for the period of January 1, 2025 to December 31, 2025. You can find additional information about the Fund at bny.com/investments/literaturecenter. You can also request this information by calling 1-800-373-9387 (inside the U.S. only) or by sending an e-mail request to info@bny.com.

What were the Fund’s costs for the last year?

(based on a hypothetical \$10,000 investment)

Fund	Costs of a \$10,000 investment	Costs paid as a percentage of a \$10,000 investment
BNY Mellon Large Cap Securities Fund, Inc.	\$75	0.69%

How did the Fund perform last year?

- For the 12-month period ended December 31, 2025, the Fund’s shares returned 16.69%.
- In comparison, the S&P 500® Index (the “Index”) returned 17.87% for the same period.

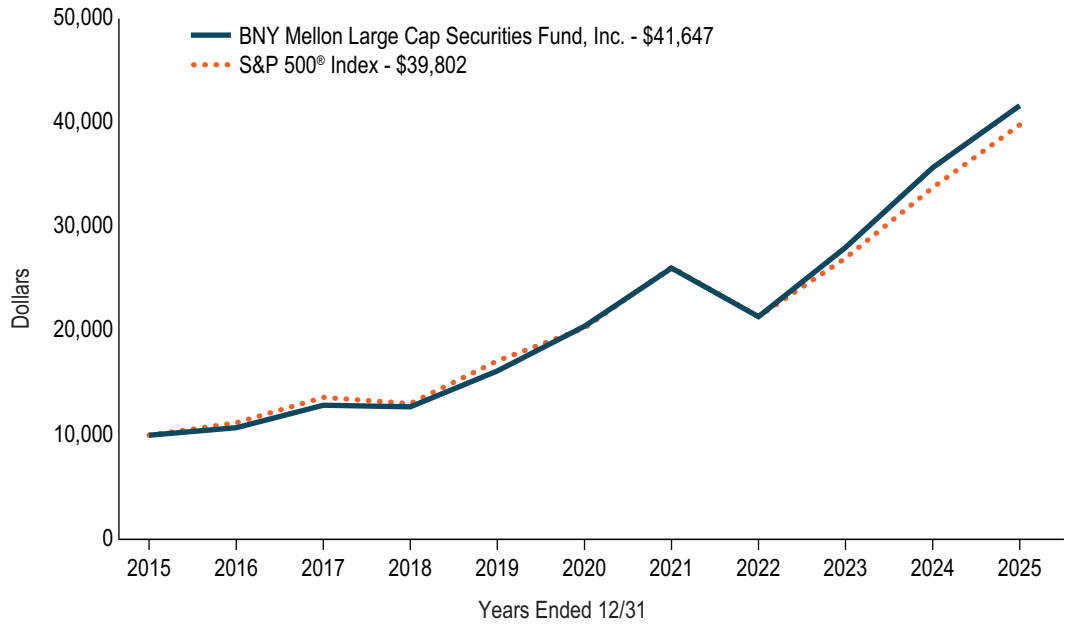
What affected the Fund’s performance?

- The U.S. large-cap market advanced during the reporting period, supported by strong earnings growth, heavy investment in artificial intelligence ad infrastructure, and resilient consumer and business spending.
- Strong stock selection in financials and utilities contributed positively to the Fund’s relative returns. Underweight positions and positive stock selection in consumer discretionary and consumer staples further supported performance.
- Weak stock selection in health care detracted most from relative performance, with additional pressure coming from stock selection in industrials.

How did the Fund perform over the past 10 years?

The Fund's past performance is not a good predictor of the Fund's future performance. The graph and table do not reflect the deduction of taxes that a shareholder would pay on fund distributions or redemption of fund shares.

**Cumulative Performance from January 1, 2015 through December 31, 2025
Initial Investment of \$10,000**



The above graph compares a hypothetical \$10,000 investment in the Fund's shares to a hypothetical investment of \$10,000 made in the S&P 500® Index on 12/31/2015. The performance shown takes into account applicable fees and expenses of the Fund, including management fees and other expenses. The Fund's performance also assumes the reinvestment of dividends and capital gains. Unlike the Fund, the Index is not subject to charges, fees and other expenses. Investors cannot invest directly in any index.

AVERAGE ANNUAL TOTAL RETURNS (AS OF 12/31/25)

	1YR	5YR	10YR
BNY Mellon Large Cap Securities Fund, Inc.	16.69%	15.27%	15.33%
S&P 500® Index	17.87%	14.42%	14.81%

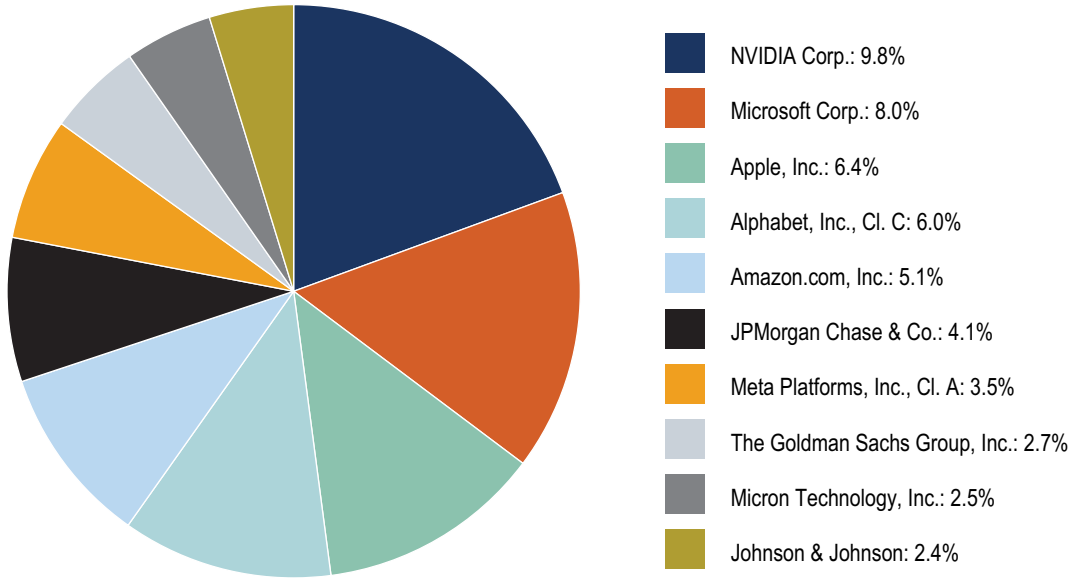
The performance data quoted represent past performance, which is no guarantee of future results. For more current information visit bny.com/investments/literaturecenter.

KEY FUND STATISTICS (AS OF 12/31/25)

Fund Size (Millions)	Number of Holdings	Total Advisory Fee Paid During Period	Annual Portfolio Turnover
\$2,363	52	\$14,614,495	26.04%

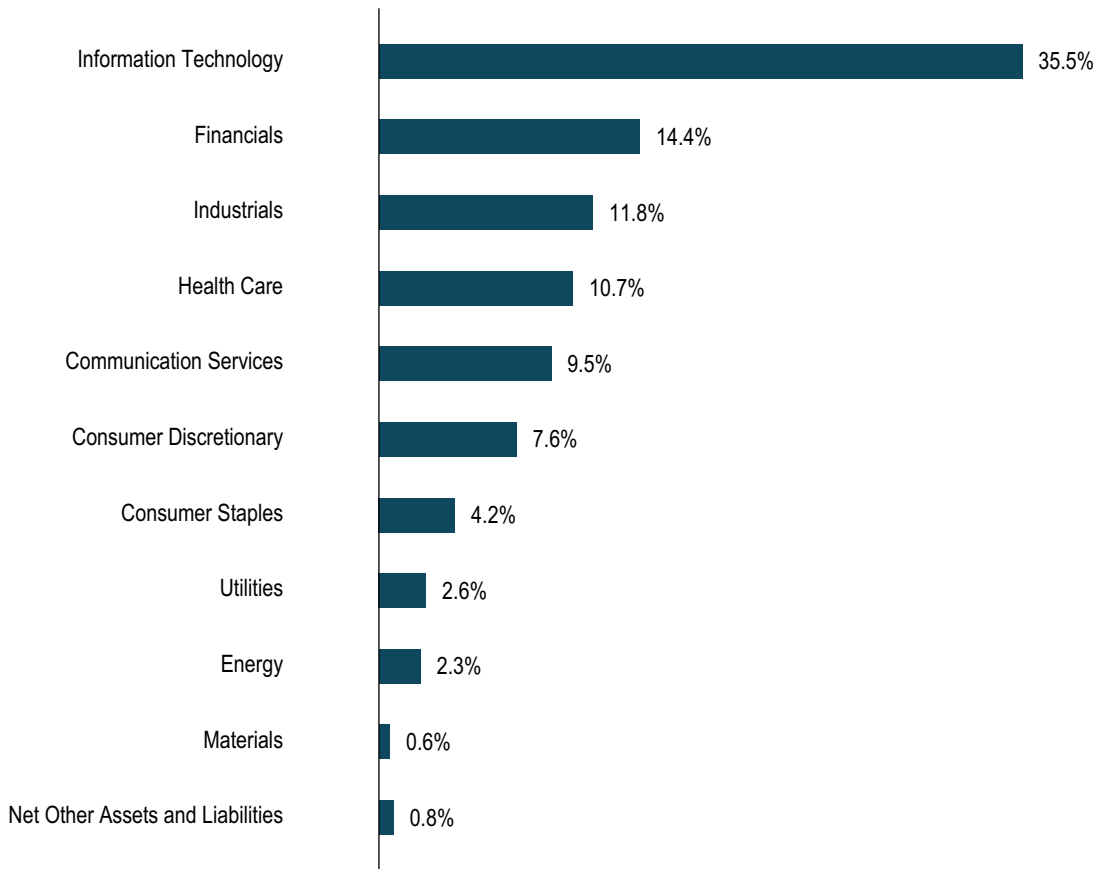
PORTFOLIO HOLDINGS (AS OF 12/31/25)

Top Ten Holdings (Based on Net Assets)*



* Excludes money market funds or other short-term securities held for the investment of cash and cash collateral for securities loaned, if any.

Sector Allocation (Based on Net Assets)



For additional information about the Fund, including its prospectus, financial information, portfolio holdings and proxy voting information, please visit bny.com/investments/literaturecenter.

Not FDIC Insured. Not Bank-Guaranteed. May Lose Value

© 2026 BNY Mellon Securities Corporation, Distributor,
240 Greenwich Street, 9th Floor, New York, NY 10286
Code-0026AR1225

